

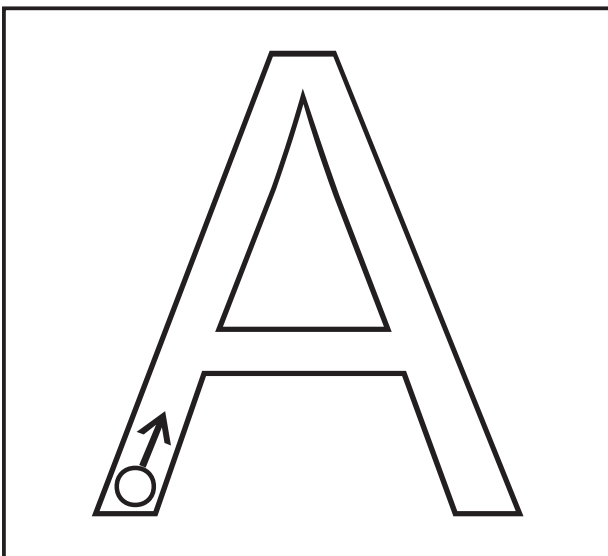


# Mein

## ABC Anlaute- und Buchstabenheft














Name: \_\_\_\_\_



Name:

Datum:

Male die Bilder mit dem entsprechenden Anlaut aus  
und schreibe den Buchstaben nach.



Name:

Datum:

Schreibe den Buchstaben nach.



Aa



Handwriting practice for uppercase letter 'A'. The first row contains five outlined 'A's, each with a small circle and arrow at the top left indicating the starting point and direction of the first stroke. The second row contains five empty outlined 'A's for independent practice. The third row contains four dotted 'A's for tracing.




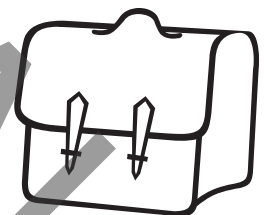







Handwriting practice for lowercase letter 'a'. The first row contains five outlined 'a's, each with a small circle and arrow at the top left indicating the starting point and direction of the first stroke. The second row contains five empty outlined 'a's for independent practice. The third row contains five dotted 'a's for tracing.

Name:

Datum:

Male die Bilder mit dem entsprechenden Anlaut aus  
und schreibe den Buchstaben nach.




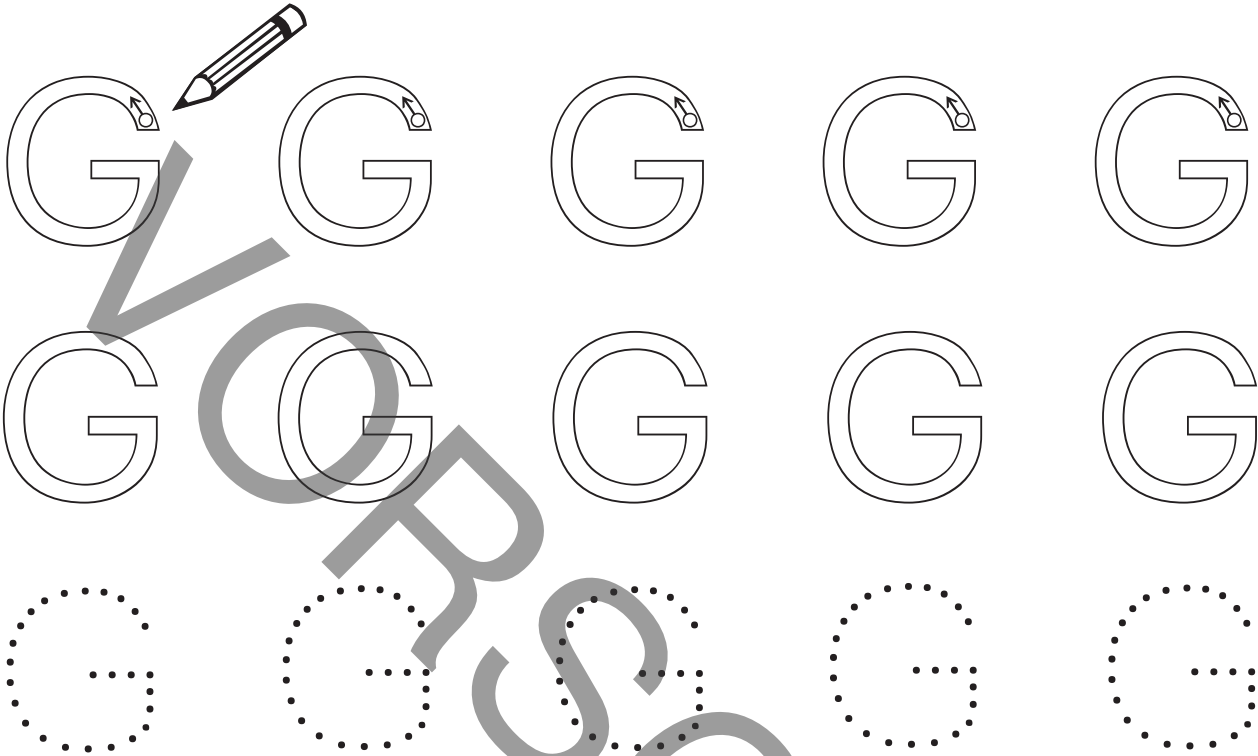
Name:

Datum:

Schreibe den Buchstaben nach.








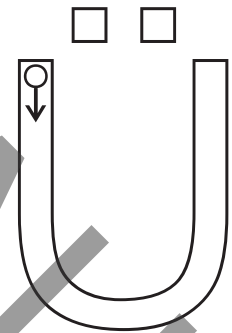
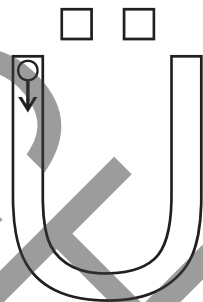
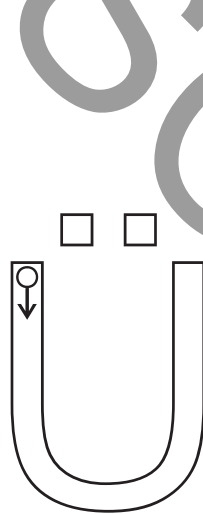
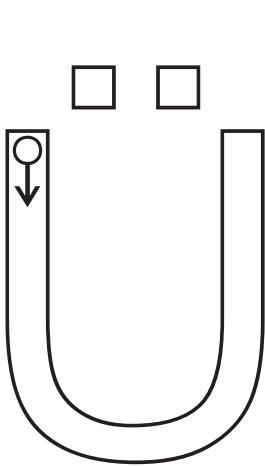
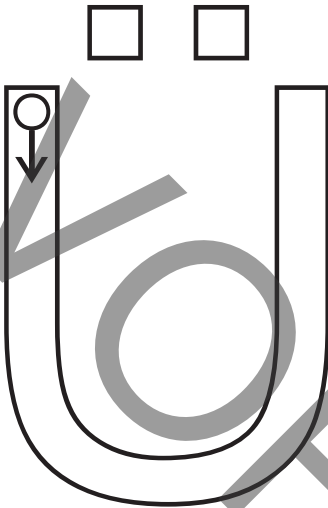
Gg



Name:

Datum:

Schreibe den Buchstaben nach.



Name:

Datum:

Schreibe den Buchstaben nach.



Ü ü










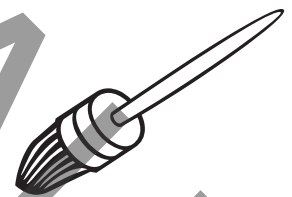
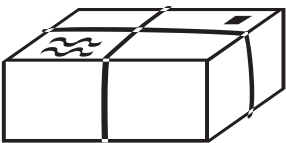


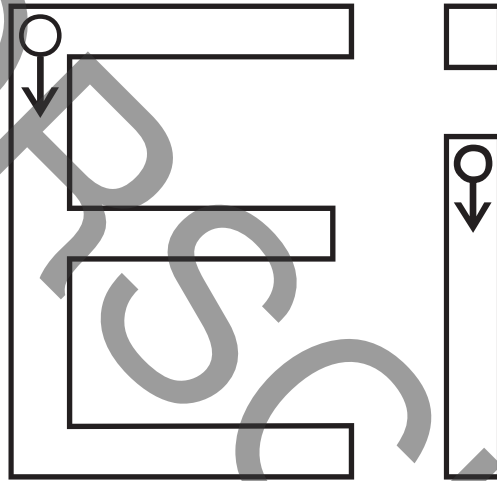







Name:

Datum:

Male die Bilder mit dem entsprechenden Anlaut aus und schreibe die Buchstaben nach.







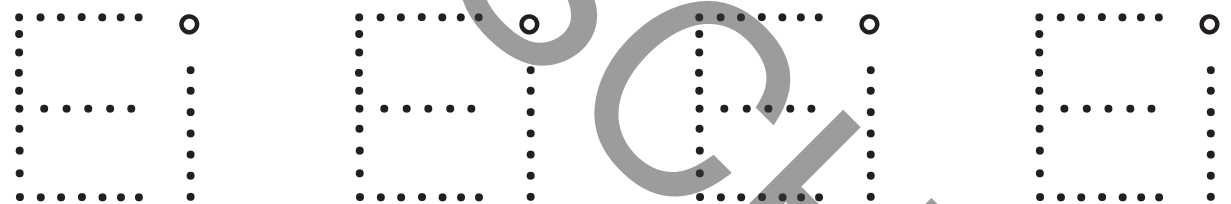
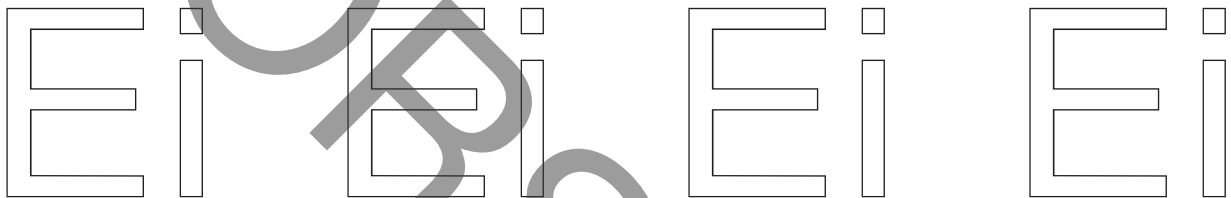
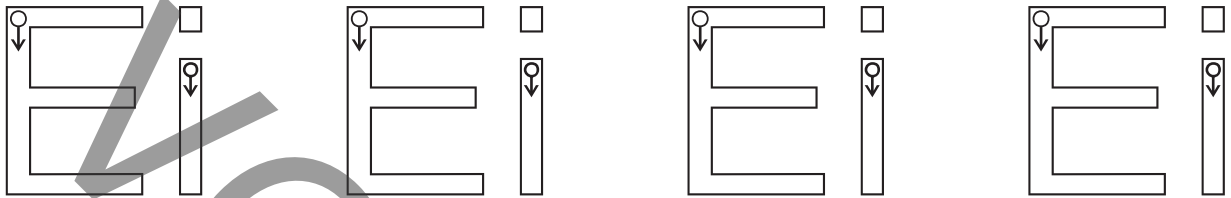
Name:

Datum:

Schreibe die Buchstaben nach.



Ei ei



Name:

Datum:

Schreibe den Kleinbuchstaben.

A 

B

C

D

E

F

G

H

I

J

K

L

M

N

O

P

Q

R

S

T

U

V

W

X

Y

Z

Ä

Ö

Ü

Name:

Datum:

Höre den Anlaut und ordne das Bild entsprechend zu.








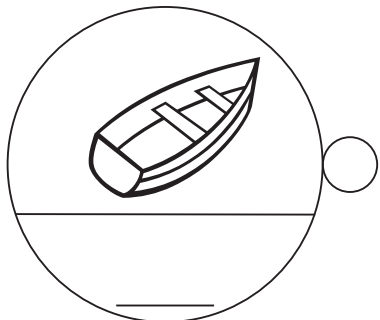

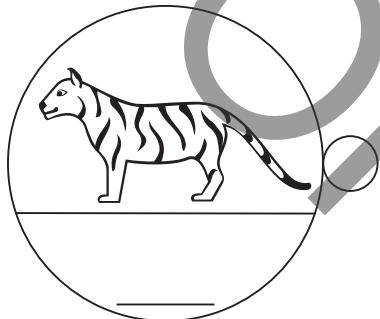
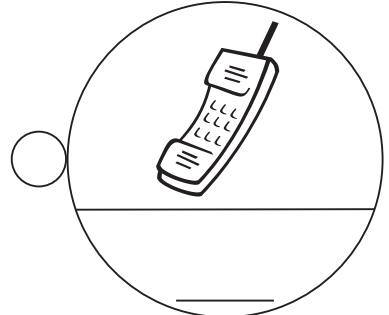

A	G	B	M
P	R	O	U

www.lern-kiste.de


Name:


Datum:

Immer zwei Bilder fangen mit dem gleichen Anlaut an. Verbinde!

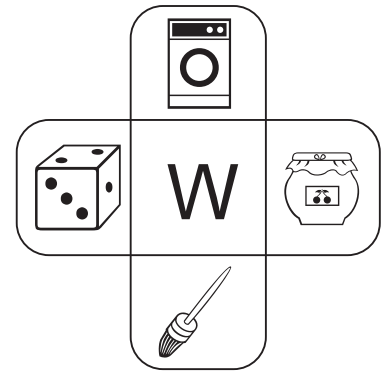
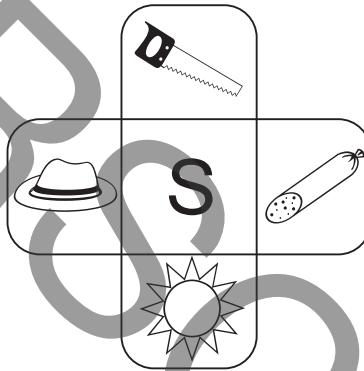
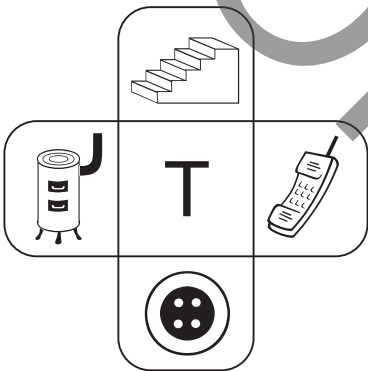

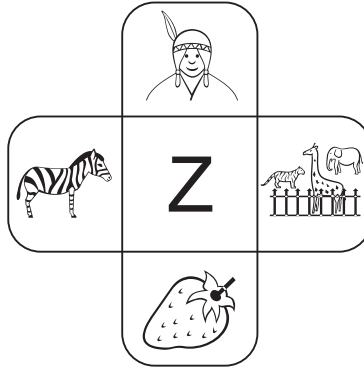



Name:


Datum:




Wo hörst du diesen Buchstaben am Anfang? Kreise ein.



Male mit einer Farbe die Bildfelder aus, bei denen du folgenden Anlaut hörst:



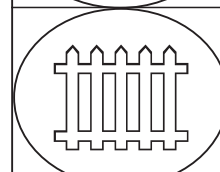


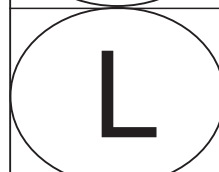
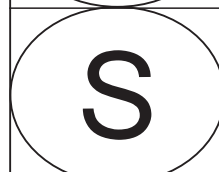
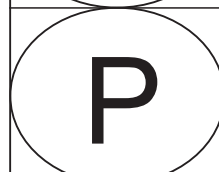


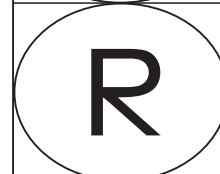
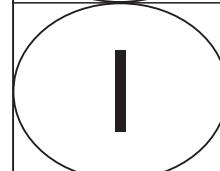
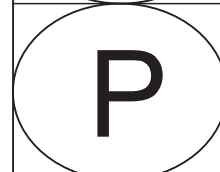
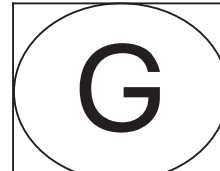

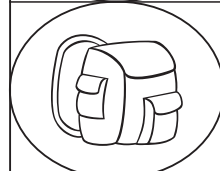

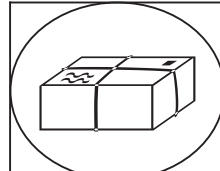
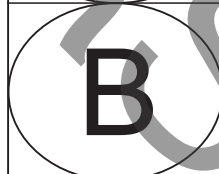

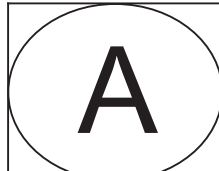
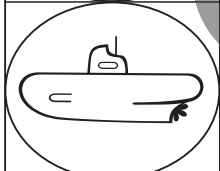

F Z  
I J  
L P



Name:

Datum:


Verbinde das Bild mit dem entsprechenden Anlaut.



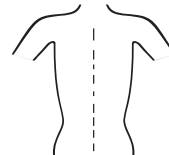
Name:

Datum:

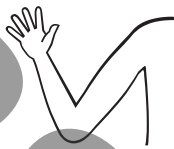
Wo hörst du diesen Buchstaben am Anfang? Kreise ein.



R



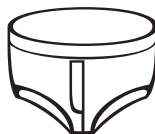
A



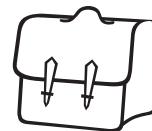

D



U



M



F



Name:

Datum:

Schreibe den entsprechenden Anlaut.

