

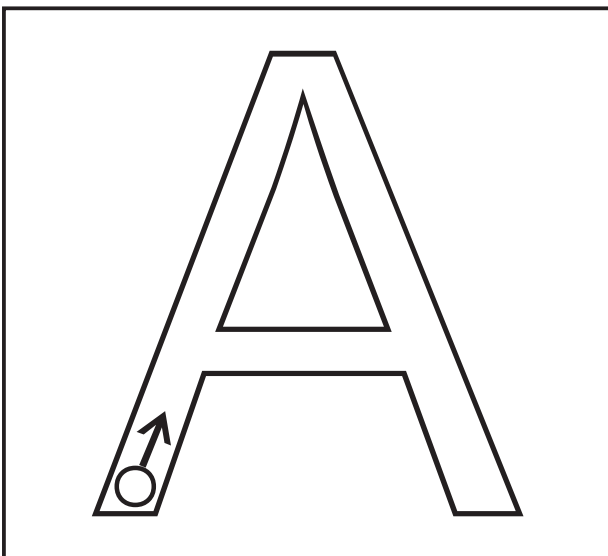


# Mein

## ABC Anlaute- und Buchstabenheft









Name: \_\_\_\_\_



Name:

Datum:

Male die Bilder mit dem entsprechenden Anlaut aus und schreibe den Buchstaben nach.



Name:

Datum:

Schreibe den Buchstaben nach.



Aa



Handwriting practice for uppercase letter 'A'. The first row contains five outlined 'A's, each with a small circle and arrow at the bottom left indicating the starting point and direction of the first stroke. The second row contains five empty outlined 'A's for independent practice. The third row contains four dotted 'A's for tracing practice.








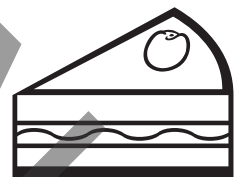




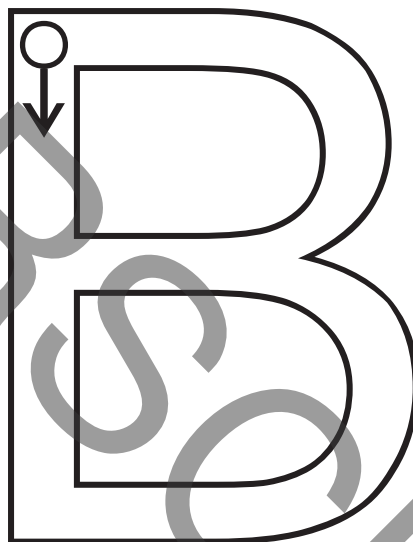




Handwriting practice for lowercase letter 'a'. The first row contains five outlined 'a's, each with a small circle and arrow at the top left indicating the starting point and direction of the first stroke. The second row contains five empty outlined 'a's for independent practice. The third row contains five dotted 'a's for tracing practice.

Name:

Datum:

Male die Bilder mit dem entsprechenden Anlaut aus  
und schreibe den Buchstaben nach.








Name:

Datum:

Schreibe den Buchstaben nach.







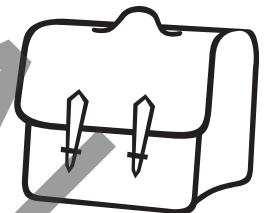






Bb



Name:

Datum:

Male die Bilder mit dem entsprechenden Anlaut aus  
und schreibe den Buchstaben nach.




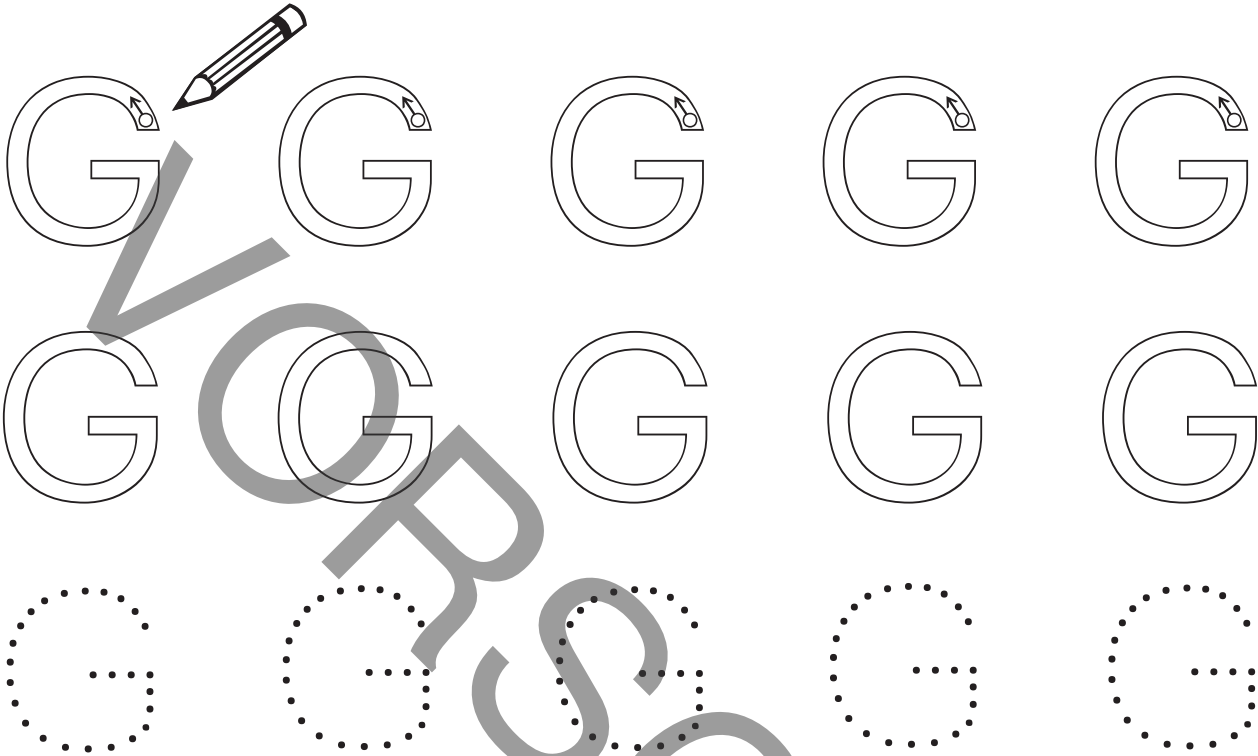
Name:

Datum:

Schreibe den Buchstaben nach.



Gg

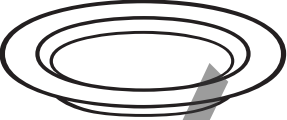

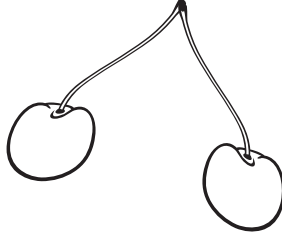


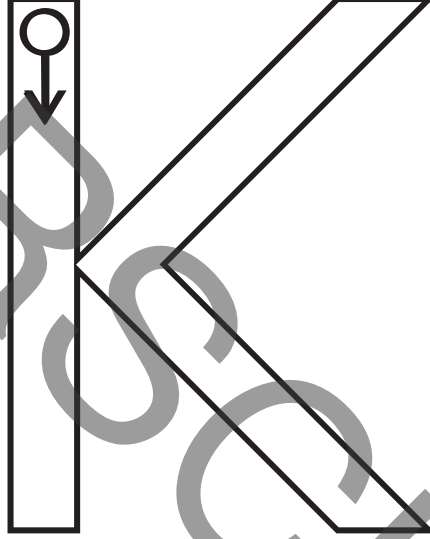


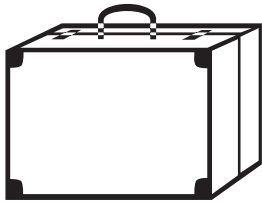

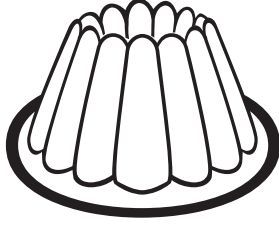












Name:

Datum:

Male die Bilder mit dem entsprechenden Anlaut aus  
und schreibe den Buchstaben nach.





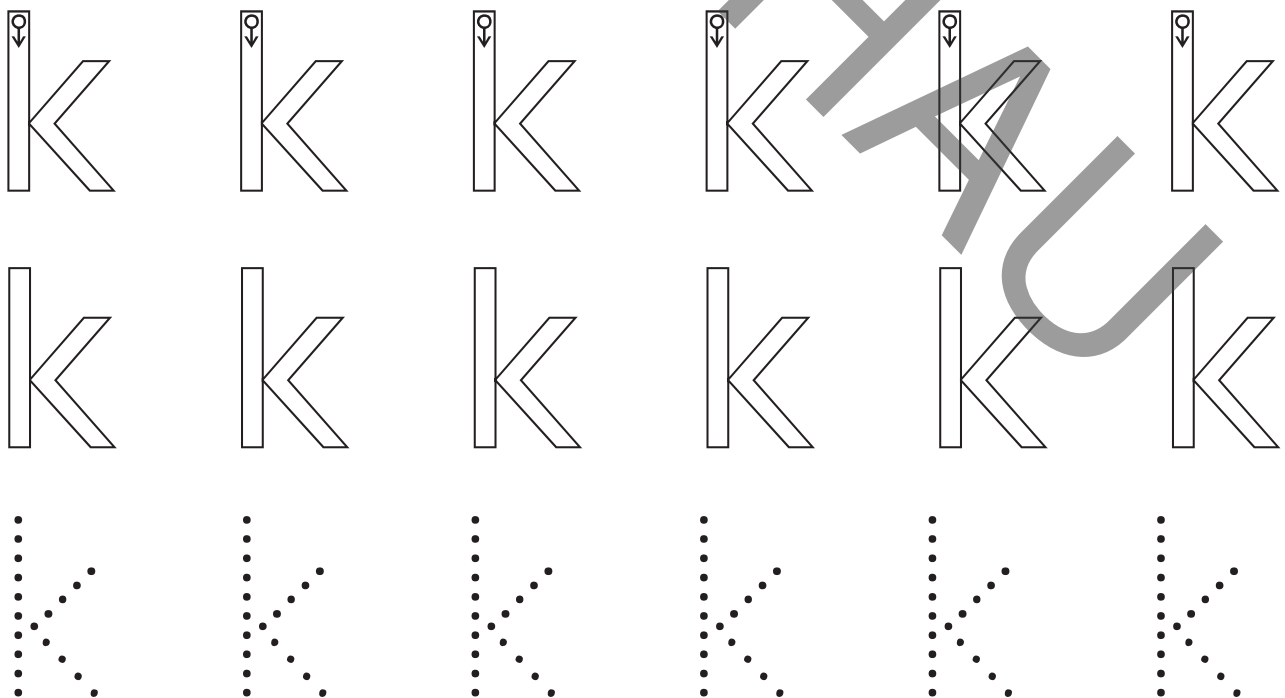

Name:

Datum:

Schreibe den Buchstaben nach.








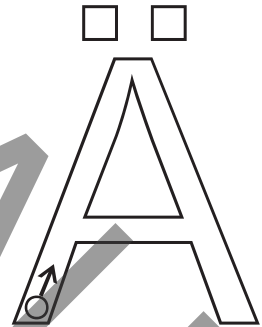
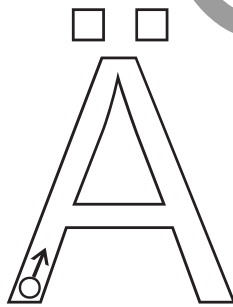



Kk



Name:

Datum:

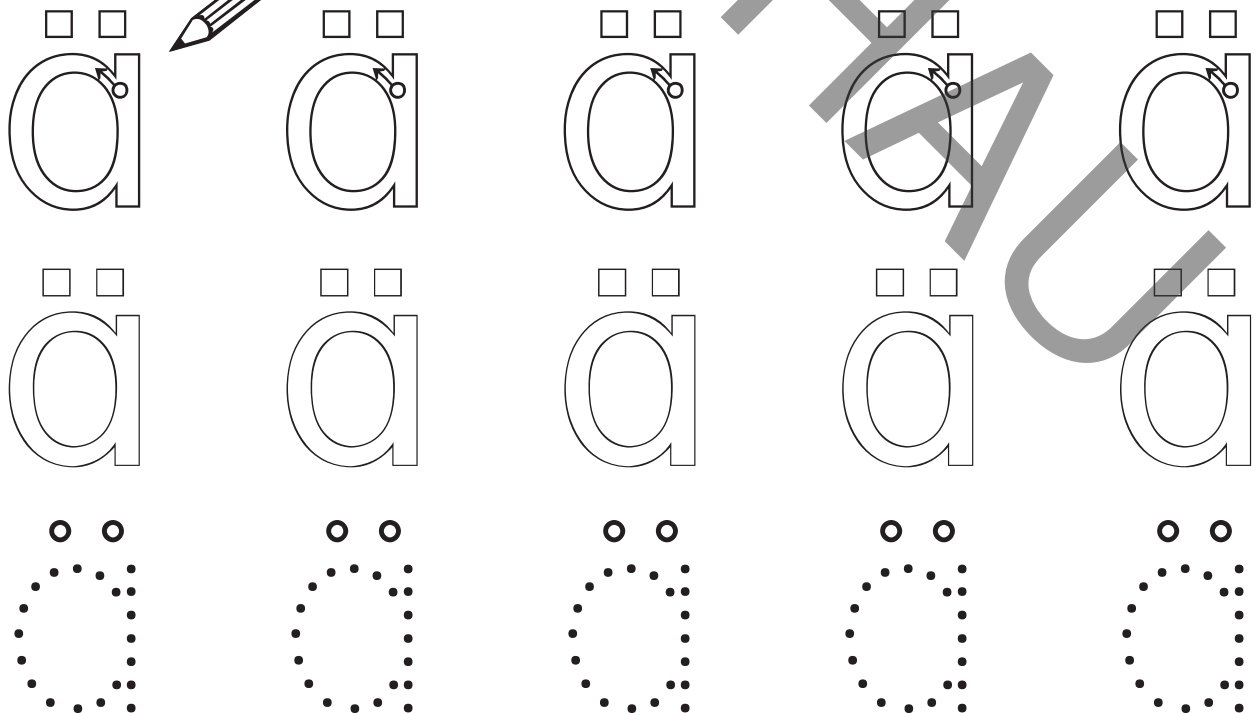

Schreibe den Buchstaben nach.



Name:

Datum:

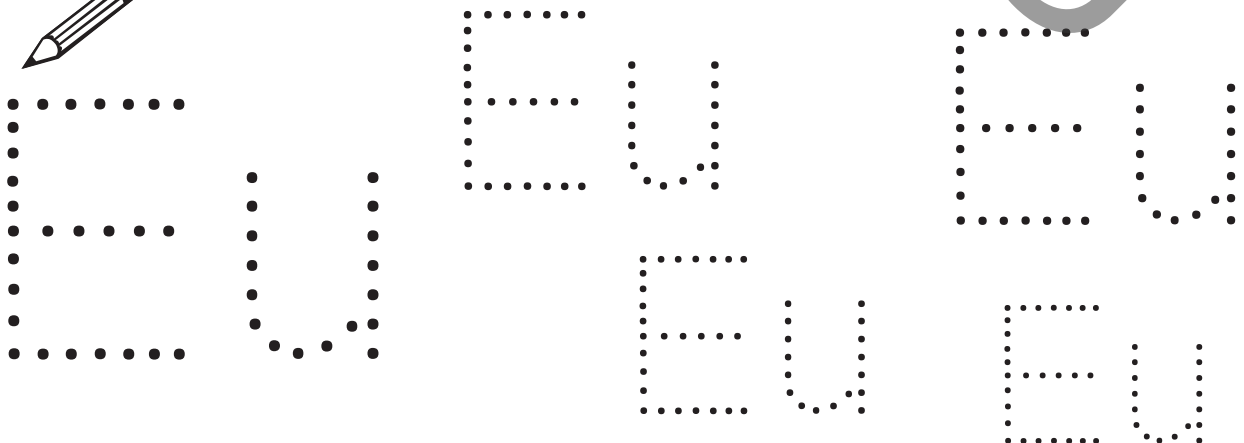

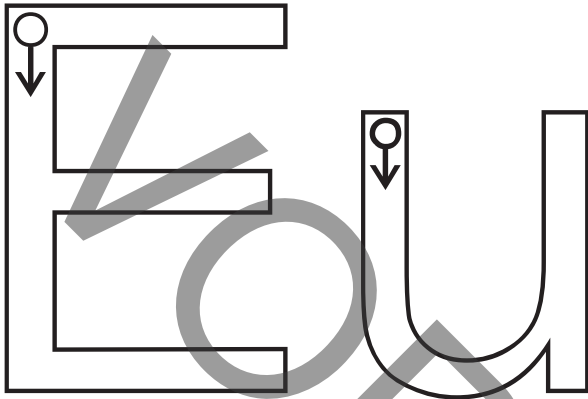
Schreibe den Buchstaben nach.



Name:

Datum:

Schreibe die Buchstaben nach.



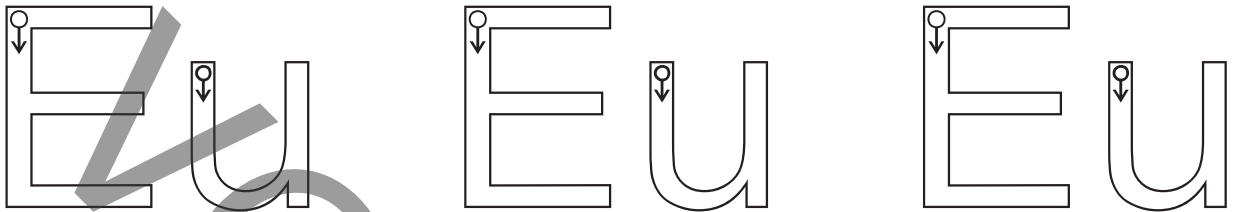
Name:

Datum:

Schreibe die Buchstaben nach.








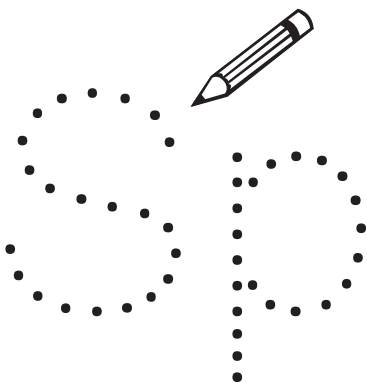

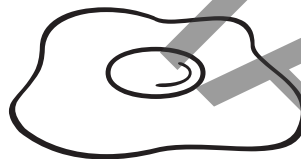

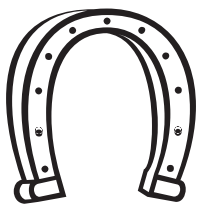

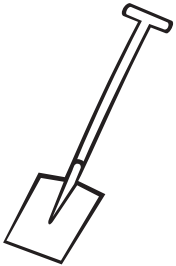



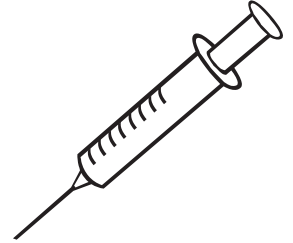



Eu eu



Name:

Datum:

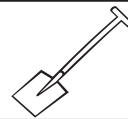
Male die Bilder mit dem entsprechenden Anlaut aus und schreibe die Buchstaben nach.












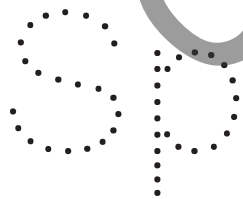



Name:

Datum:

Schreibe die Buchstaben nach.



Sp sp



Name:

Datum:

Schreibe den Kleinbuchstaben.

A 

B

C

D

E

F

G

H

I

J

K

L

M

N

O

P

Q

R

S

T

U

V

W

X

Y

Z

Ä

Ö

Ü



Name:

Datum:

Höre den Anlaut und ordne das Bild entsprechend zu.



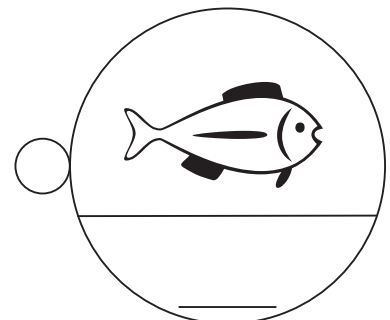

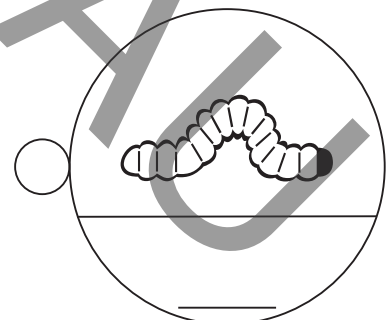


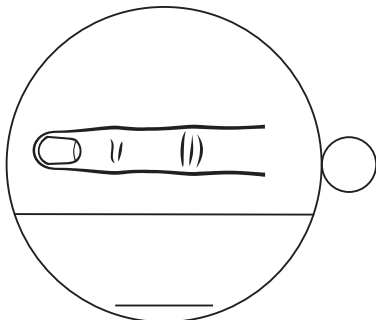
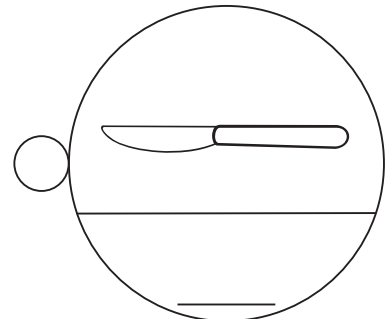
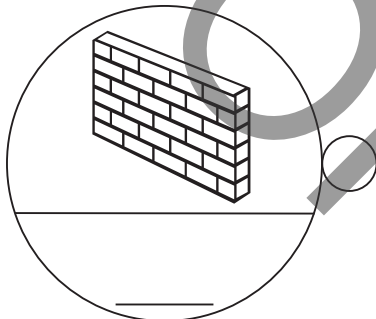
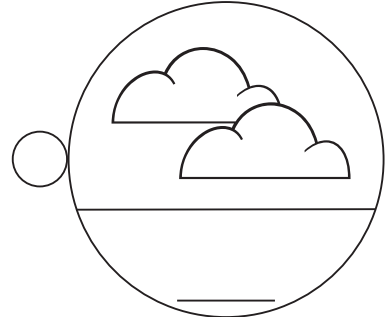
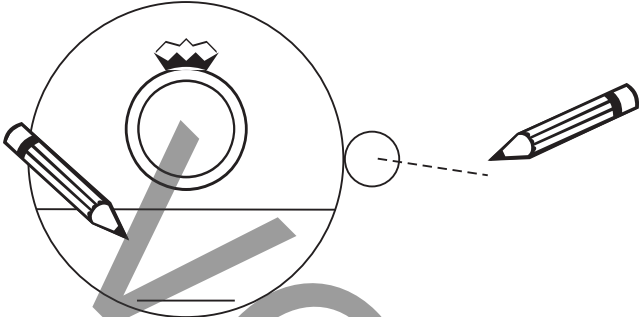
A	G	B	M
P	R	O	U

www.lern-kiste.de


Name:


Datum:

Immer zwei Bilder fangen mit dem gleichen Anlaut an. Verbinde!




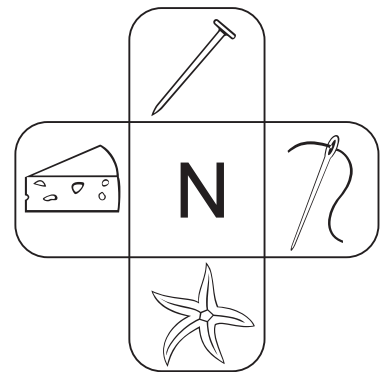

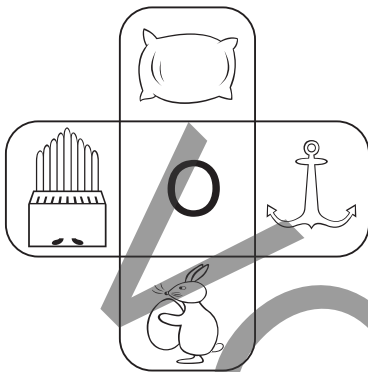


Name:


Datum:




Wo hörst du diesen Buchstaben am Anfang? Kreise ein.



Male mit einer Farbe die Bildfelder aus, bei denen du folgenden Anlaut hörst:



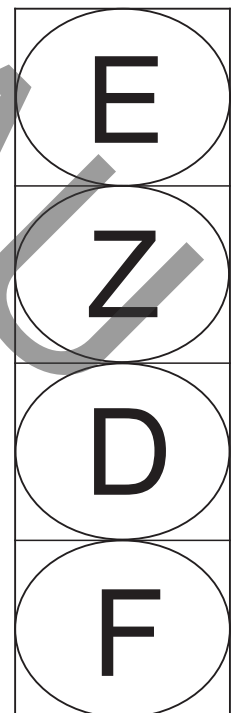

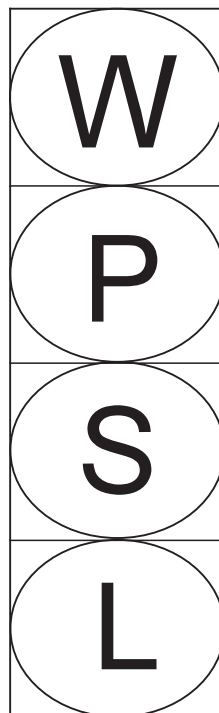

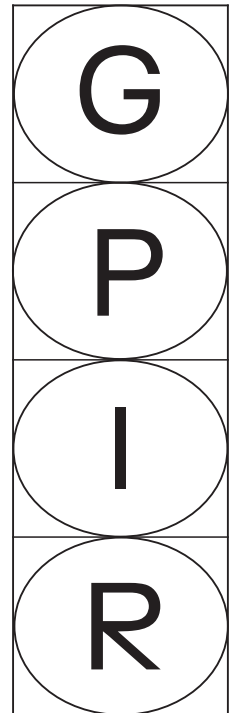
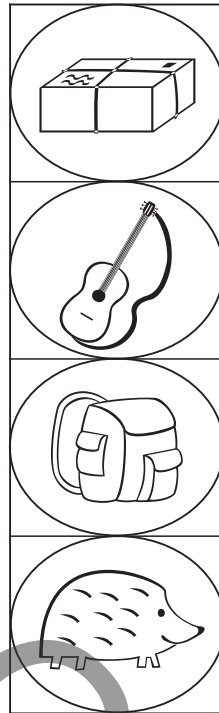

U	K
H	F
R	D



Name:

Datum:


Verbinde das Bild mit dem entsprechenden Anlaut.



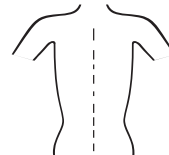
Name:

Datum:

Wo hörst du diesen Buchstaben am Anfang? Kreise ein.



R



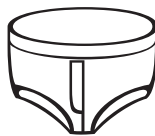

A



D



U



M




F



Name:

Datum:

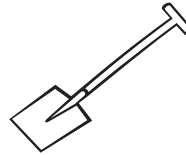
Wo hörst du diese Buchstaben am Anfang? Kreise ein.



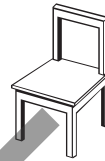

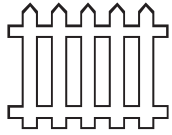
Au



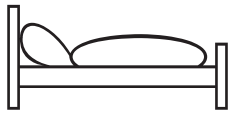
Sp



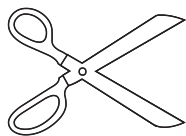
St



Eu



Sch






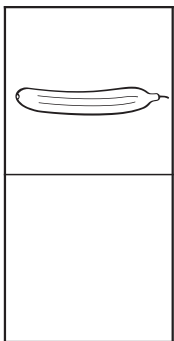
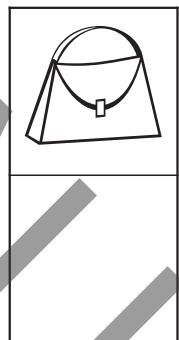





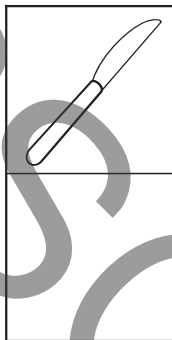
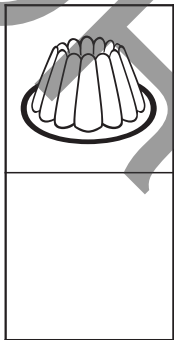
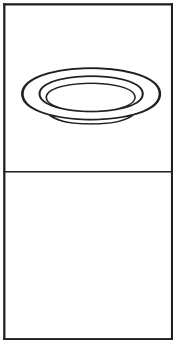
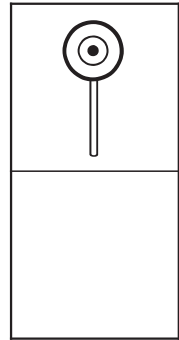
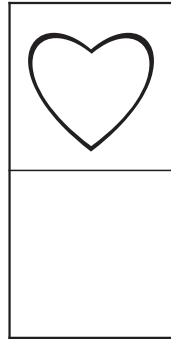




Ei



Name:

Datum:

Schreibe den entsprechenden Anlaut.



# Buchstabenübersicht:

Aa 2-3	Bb 4-5	Cc 6-7	Dd 8-9	Ee 10-11
Ff 12-13	Gg 14-15	Hh 16-17	Ii 18-19	Jj 20-21
Kk 22-23	Ll 24-25	Mm 26-27	Nn 28-29	Oo 30-31
Pp 32-33	Qu qu 34-35	Rr 36-37	Ss 38-39	Tt 40-41
Uu 42-43	Vv 44-45	Ww 46-47	Xx 48-49	Yy 50-51
Zz 52-53	Ää 54-55	Öö 56-57	Üü 58-59	Au 60-61
Ch 62-63	Ei 64-65	Eu 66-67	Pf 68-69	Sp 70-71
St 72-73	Sch 74-75			Übungen 76-112