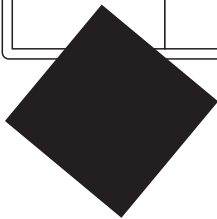




# Muster legen

im 9er Feld

Name: \_\_\_\_\_




Muster legen im 9er Feld  
© Geraldine Kalberla

[www.lern-kiste.de](http://www.lern-kiste.de)



# Muster legen

Aufgabenübersicht:



Nr.1	Nr.2	Nr.3	Nr.4	Nr.5
Nr.6	Nr.7	Nr.8	Nr.9	Nr.10
Nr.11	Nr.12	Nr.13	Nr.14	Nr.15
Nr.16	Nr.17	Nr.18	Nr.19	Nr.20
Nr.21	Nr.22	Nr.23	Nr.24	Nr.25
Nr.26	Nr.27	Nr.28	Nr.29	Nr.30

Muster legen im 9er Feld  
© Geraldine Kalberla


www.lern-kiste.de



LEARN KISTE

Name:

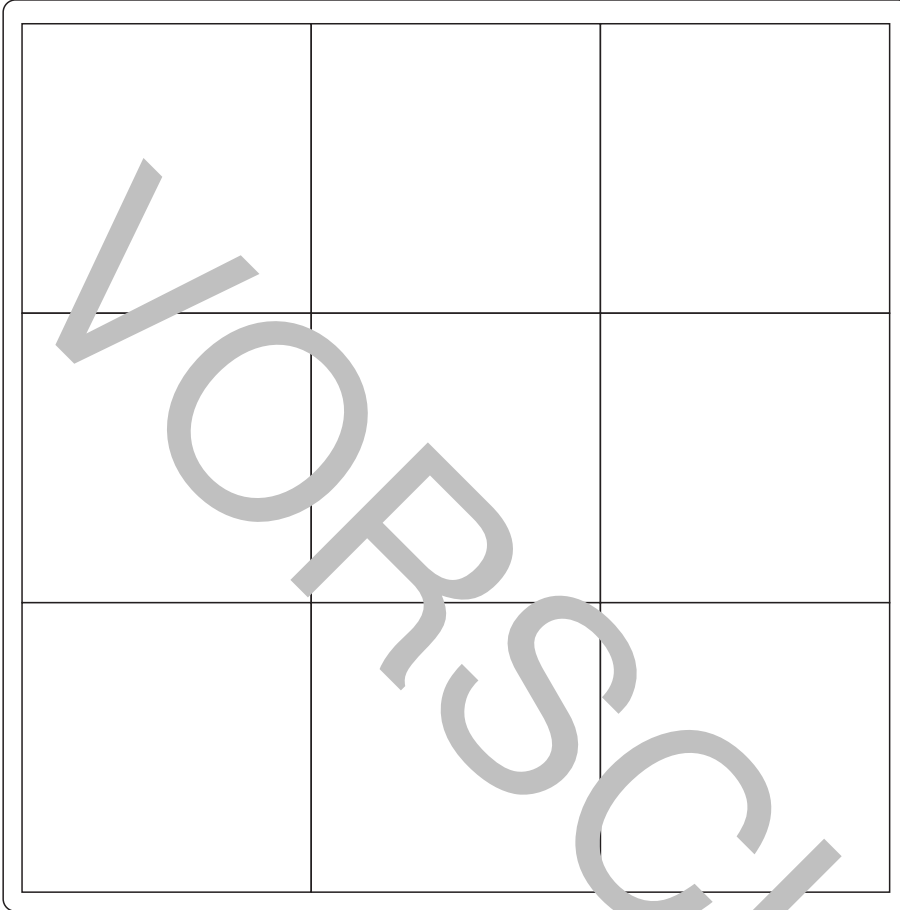
Datum:




# Muster legen 1

Schneide die Teile aus und lege das Muster nach.

Muster legen im 9er Feld  
© Geraldine Kalberla




www.lern-kiste.de



Name:

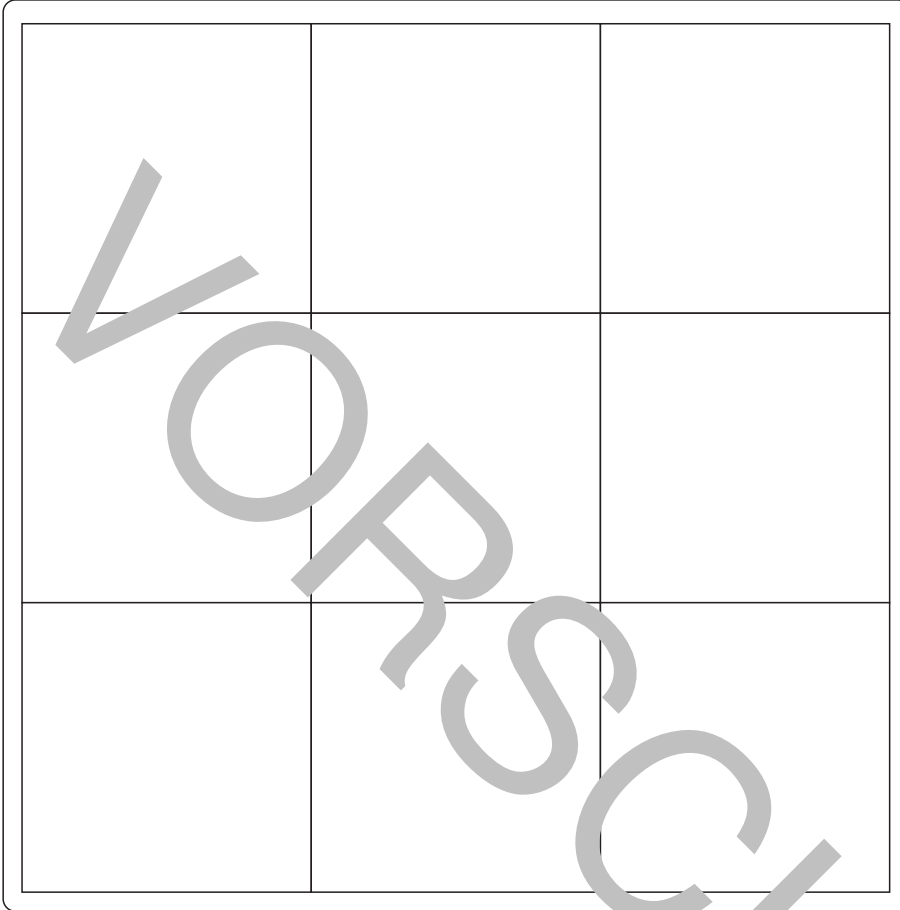
Datum:




# Muster legen 3

Schneide die Teile aus und lege das Muster nach.

Muster legen im 9er Feld  
© Geraldine Kalberla




www.lern-kiste.de



Name:


Datum:




# Muster legen 10

Schneide die Teile aus und lege das Muster nach.

Muster legen im 9er Feld  
© Geraldine Kalberla




www.lern-kiste.de



Name:


Datum:




# Muster legen 18

Schneide die Teile aus und lege das Muster nach.

Muster legen im 9er Feld  
© Geraldine Kalberla



www.lern-kiste.de



Name:


Datum:




# Muster legen 21

Schneide die Teile aus und lege das Muster nach.

Muster legen im 9er Feld  
© Geraldine Kalberla




www.lern-kiste.de



Name:


Datum:



# Muster legen 30

Schneide die Teile aus und lege das Muster nach.

Muster legen im 9er Feld  
© Geraldine Kalberla



www.lern-kiste.de

